

JVC®

The Perfect Experience / —

DV Camcorder

GY-DV5100

DV Recorder with Editing Function

BR-DV6000

DV Recorder

BR-DV3000

Mini DV



PROFESSIONAL DV

GY-DV5100 camcorder further strengthens the Professional DV lineup, which offers a complete DV solution from acquisition, through editing to archiving.



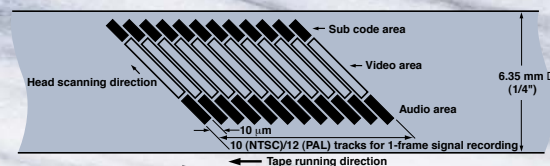
Feature highlights (all models)

Newly developed Standard DV/Mini DV compatible mechanism

Featuring a reel motor in addition to the capstan motor, as well as a new double-tension system, this new mechanism not only provides improved tape running stability and horizontal and vertical operation, it can also accommodate both Standard DV and Mini DV format cassettes without any adapter. Designed to professional standards, this mechanism facilitates high-speed operation, including high speed search and FF/REW at speeds up to 100x. Cuing is also faster and more accurate. This mechanism also features a built-in active/mechanical low-noise head cleaner that automatically cleans the heads each time a tape is loaded or the mode is changed.



Standard DV/Mini DV recording system



Up to 276 minutes* (4 hrs. 36 min.) of high-quality 8-bit, 13.5 MHz 4:1:1 (NTSC)/4:2:0 (PAL) DV component digital images can be recorded on a standard DV tape, while up to 63 minutes** of recording is possible on MiniDV tapes. In either case, you know you'll be getting the high-quality, non-degradable images you need for top results in post-production editing. Impressive horizontal resolution of 540 TV lines or more is achieved regardless of signal input. In addition, DV signals can be recorded on a DVCAM tape, as well.

* With an LA-DV276PRO tape.

** With an M-DV63 tape.

The latest addition to JVC's Professional DV lineup, the new GY-DV5100 3-CCD camcorder offers enhanced image quality, improved operability, and greater convenience. In addition to the built-in Standard DV/Mini DV-compatible mechanism common to all our Professional DV models, the GY-DV5100 camcorder boasts an all-new 12-bit ADC and a 24-bit camera DSP with user selectable detail frequency positions for optimized video performance. Back in the editing room, you can transfer the GY-DV5100's quality images to the BR-DV6000 Professional DV editing recorder for fast, accurate tape-to-tape editing. Equipped with a comprehensive set of interfaces, this superb editor can work seamlessly with most video formats. Complete your DV solution with the compact, stylish BR-DV3000. Ideal for archiving and basic NLE, this simple, easy-to-use unit can be installed horizontally or in the space-saving vertical position.

Together, these three models provide a complete Professional DV solution that's ideal for broadcasters, cable or high end production, yet they are within easy financial reach of any professional.



NTSC model provided with the DR-DV5000.

Advanced technologies to ensure stable high picture quality

From dust-clogged heads to the use of DV tape, the tape mechanism is vulnerable to a host of problems that can produce picture noise. To overcome these problems, JVC developed the following two technologies to minimize the effects of these problems and to suppress noise.

Auto error correction system

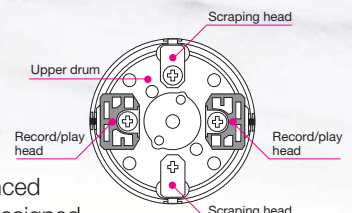
Typically, when a recorded tape is played back, the signal can be read correctly because the player's clock phase is set at the factory so the error rate is kept to a minimum. However, with a low-quality tape, the playback image will be marred by block noise that is produced because the minimum error rate value and the clock phase cause each other to shift, there is no minimum value or the error rate is abnormal. To compensate for this, JVC has developed an auto error correction system that operates on a frame-by-frame basis to assure accurate error compensation under any conditions. After optimally calibrating

the waveform with a pre-filter circuit, the VCO (voltage control oscillator) setup value is changed so that the reading clock phase is shifted to the position where the error rate is lowest. The result is accurate, consistent suppression of block noise and reliable, professional-standard performance at all times.



Scraping heads

To reduce block noise during recording and playback that is caused by dust adhering to the heads, our DV camcorder and recorders incorporate an advanced drum assembly with specially designed scraping heads. This dummy drum sweeps off any magnetic material dropped by the tape or dust that has entered from outside the unit.



GY-DV5100U (NTSC) DV Camcorder (DV input/output)

GY-DV5100E (PAL) DV Camcorder (DV output only)

GY-DV5101E (PAL) DV Camcorder (DV input/output)

These 1/2" 3-CCD camcorders with new 12-bit ADC and 24-bit DSP offer outstanding camera signal resolution of more than 800 TVL. Superior performance plus full professional specs and functions make these camcorders the new standard for professional image acquisition.



Professional specifications

Next generation 12-bit ADC* and 24-bit DSP**



With an all-in-one DSP that incorporates a new 12-bit ADC and a 24-bit DSP, signals converted by the ADC go straight to the DSP, eliminating any signal degradation that might otherwise be generated by analog circuits. This highly integrated "system on chip" has 5 million gates, uses 0.13 μ -pitch CMOS process technology and includes "edge enhancement" technology to achieve detail reproduction of the highest precision. The result is extraordinarily clear and vivid picture reproduction with outstanding high-definition detail enhancement and improved S/N. This enhancement level can be adjusted to suit the user's preference.

*ADC: Analog Digital Converter **DSP: Digital Signal Processor

S/N improved by 2 dB (compared to current JVC model)

The newly developed DSP increases S/N by 2 dB, enhancing picture quality with greater clarity, lower noise and accurate color reproduction.

3-CCD camera for high-quality picture

To ensure the best possible image quality, the GY-DV5100 incorporates three 1/2" 410,000* (NTSC)/470,000** (PAL) pixel CCDs. Each CCD is equipped with highly advanced circuitry that virtually eliminates vertical smear when shooting bright lights against a dark background. Lag and image burn are also reduced to indiscernible levels.

*380,000 effective **440,000 effective

F13 at 2000 lx

The ultra-sensitive camera (F13 at 2000 lx) assures effortless shooting in extreme low light situations. This powerful feature increases creative flexibility and simplifies lighting requirements. The camera head has extra-high effective resolution of 800 TVL.

Selectable detail frequency (Low / Mid / High)

The user is able to select the detail frequency from the 3 pre-set positions of Low, Mid and High, according to the application and requirements to optimize the image sharpness.

16:9 squeeze recording

Now you can shoot in either 16:9 or 4:3 format at the touch of a button. 4:3 pictures are converted electronically to 16:9, eliminating the need for an anamorphic lens.

Wide dynamic range of 400% or more

The GY-DV5100's super fast multi-stream parallel processing DSP creates an ultra-smooth gamma curve calculated using a true log scale algorithm. The result is a dynamic range of over 400% that accurately reproduces fine details and colors in both shadowed and highlighted areas.


1/2" bayonet lens mount

The GY-DV5100 uses a standard professional 1/2" bayonet lens mount, making it compatible with the widest selection of broadcast and professional lenses. No adapters, no hidden costs. Just a smart way to tap the rich infrastructure of interchangeable professional lenses.

3-CCD

Professional functions

Full Auto Shooting



In an emergency, or when it's not possible to pause to adjust white balance or change the gain, the Full Auto Shooting mode provides point-and-shoot ease of operation, leaving you simply to zoom, focus, and press the record button. Activating Full Auto Shooting puts the camera

in the Auto Iris mode, even if the lens is set to manual. Automatic Video Level Control (ALC) is also activated, along with Extended Electronic Iris (EEI) which provides both variable gain and variable shutter and Full Auto White to follow color temperature. This means you can shoot continuously from dark to bright, from indoors to outdoors, without changing gain, iris, white balance or ND filter.

Color matrix

A sophisticated six-axis color matrix circuit effectively compensates optics-related color reproduction to ensure more natural, true-to-life tones. Five color matrix presets (Standard/Warm/Extra1/Extra2/Extra3) are provided to give you more creative control over the look and feel of your images.

Tri-mode 2.5-inch LCD display



The 200,000-pixel 2.5" color TFT LCD monitor provides a high-resolution 440 TVL image during shooting or playback. Its peaking adjust function allows quick, effortless focusing. A push button selects three display modes:

1. Video only
2. Video images with text information overlay including time, status, mode, and other data are shown on the screen.
3. Data information only including time, status, mode, and other data are shown on the screen (see example in paragraph below).

Functions and switch layout for "real" professionals



In addition to the Full Auto Shooting to handle difficult or variable lighting environments, the GY-DV5100 is equipped with an array of pro-level functions that provide professionals with the creative

flexibility they need. These include soft detail correction, Skin Tone Detection, fully adjustable gamma, Iris over/under Black Stretch/Compress, Frame Mode, etc. The GY-DV5100's switches have also been arranged in the way that most professionals are accustomed to, making operation more intuitive, precise, easy, and error-free. Since you won't have to "re-learn" how to use this camcorder all over again, the GY-DV5100 is the ideal camera for any assignment.

LOLUX 0.2 lx (F1.4)

When activated, the LOLUX mode increases sensitivity with almost no increase in noise. LOLUX increases the gain by +36 dB so you can capture high-quality video footage with excellent color balance, enhanced gradations, and minimal color smear even in low-light conditions.

Various audio-related functions

When color bars are output, audio reference level (test tone) is also output. The audio reference level can be set to -12 dB or -20 dB as required. In addition, a "wind cut" function is provided to minimize extraneous noise picked up by the microphone.

Versatile, user-friendly design



Direct dock to DR-DV5000

The DV select switch on the rear allows you to dock a DR-DV5000 removable hard disk drive without having to use a DV cable.

Two XLR audio connectors

Allows flexible input from 2 microphone systems such as gun microphone plus wireless microphone.

Standard Anton Bauer Gold Mount (NTSC model only)

This camera is compatible with any Gold Mount battery such as Dionic, HyTRON, ProPac and Trimpac. With the BRT trigger button, the camera mounted light turns on or off automatically. In addition, communication between the Anton Bauer battery and the GY-DV5100 makes possible an interactive viewfinder fuel gauge that shows the exact battery remaining capacity as a percentage and camera usable time as minutes.

Optional 1.5-inch CRT black & white viewfinder

The viewfinder can be moved forwards or backwards and can be adjusted for left or right eye shooting, so it is comfortable for any operator. Peaking is optimized to make focusing easy at all times.

On-shoulder type with soft shoulder pad



For smooth, stable shooting, the GY-DV5100 has been designed for on-shoulder shooting and comes with an advanced soft shoulder pad that will not slip regardless of the type of clothing or the fabric.

Scan mode

It is possible to select between video or "Hi Res Frame Mode" for a more cinematographic effect.

Other features

- External light trigger function
- Time/date recording
- Black stretch/black compress
- Full Auto White (FAW)
- Spot L/Back L
- Detail correction
- Detail V/H balance
- Skin detail detection
- White clip select
- Knee point select
- 7.5 IRE setup ON/OFF (GY-DV5100U only)
- Locked audio (16-bit, 48 kHz only)
- ACCU-FOCUS
- Automatic level control (ALC)
- System file selection
- Smooth transition mode
- Variable, slow shutter
- Built-in color bar
- Gamma control
- Auto black level
- Zebra pattern (4-step)
- Auto knee
- Highlight chroma processing
- SMPTE/EBU time code generator
- Blank search
- Edit search
- Adaptable to Sony-style tripod base

DR-DV5000 Removable Hard Disk Drive incorporating the latest DTE (Direct-to-Edit) technology

Connects directly to full-size Professional DV camcorder

DR-DV5000 has been designed specifically to dock with your GY-DV5100 series camcorder. The DR-DV5000 module sits between the rear of the camcorder and the battery. One battery is capable of powering the camcorder and the DR-DV5000 recorder with its FireWire disk drive. Interfacing the GY-DV5100 with the DR-DV5000 is done with the DV select switch, allowing the internal transfer of video, audio, timecode and control information.

Flexible disk drive options

DR-DV5000 uses removable drives making it possible to simply swap out drives so the editor can get to work sooner while the camera operator continues to shoot. Internal buffer memory and shock proofing ensures worry-free operation. Additionally virtually any external FireWire disk drive can be connected to DR-DV5000 via the standard 6-pin FireWire port.

Compatible with popular DV NLE applications

DTE technology means DR-DV5000 files are recorded in your DV NLE's native file format. This means no file transfer, no capturing, no rendering. Use DR-DV5000 recorded files instantly with the most popular applications from Adobe, Apple, Avid, Canopus, Matrox, Pinnacle, Sonic Foundry and many more! As new application support is released, you can simply update your DR-DV5000 in the field with new system software, by an automatic process using the disk drive itself.

Integrated with camcorder and disk drive operation

When used with the GY-DV5100, it is possible to control record and record pause of DR-DV5000 from the camcorder. Timecode generated by the camcorder can be recorded to file on the disk using DR-DV5000. DR-DV5000 status and other information appears in the viewfinder.

Long record times

Extend your GY-DV5100 uninterrupted record time by hours. For example, an 80GB FireWire drive internally provides over 6 hours of DV video! It is also possible to daisy chain up to four external FireWire drives of varying sizes to DR-DV5000 enabling incredibly long durations of uninterrupted recording.

LCD display and playback modes

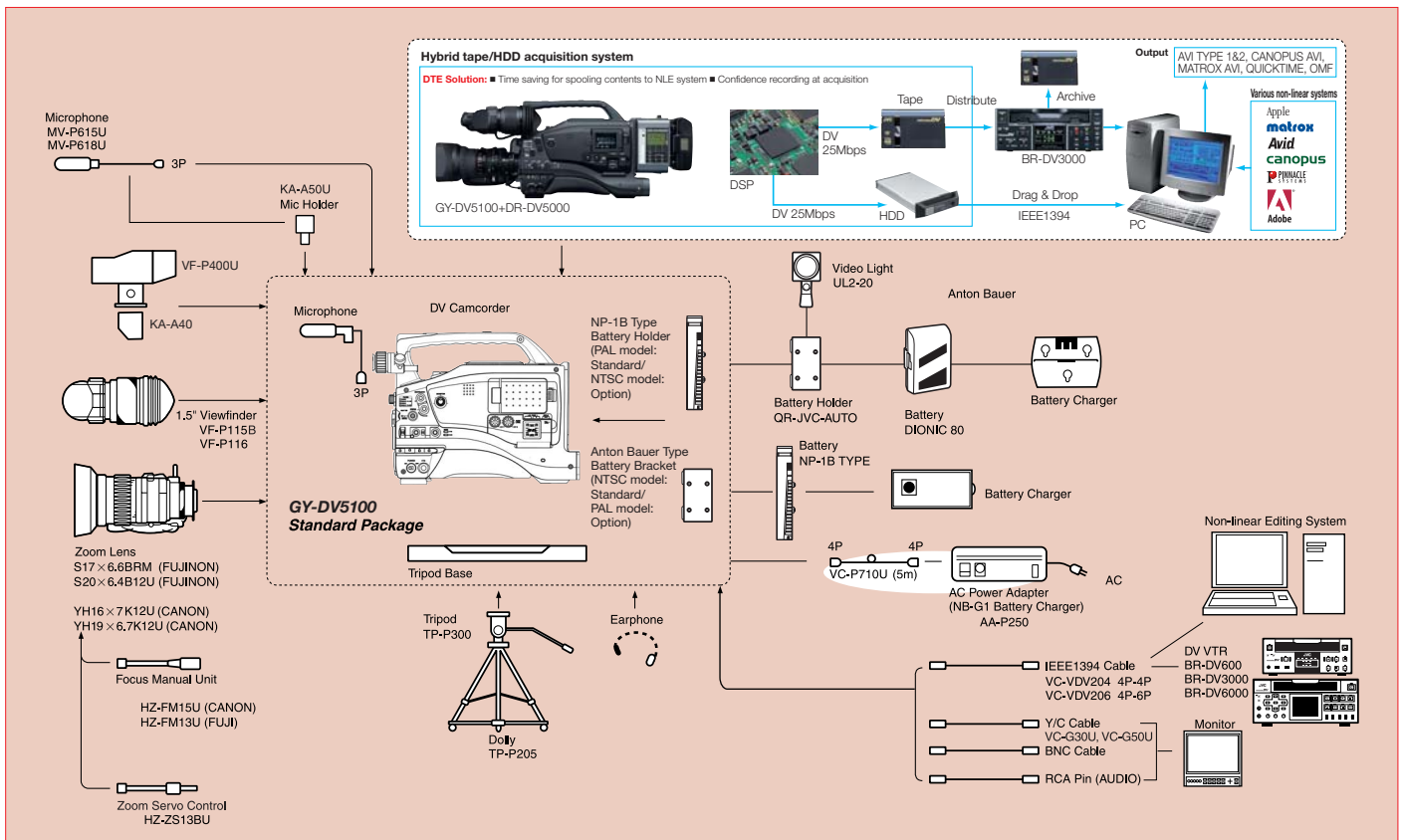
DR-DV5000 features a detailed LCD which displays system mode, timecode, and disk space remaining. When using a GY-DV5100, it is possible to preview clips in the GY-DV5100's viewfinder or LCD panel or on an external monitor by using DR-DV5000's playback mode. Functions include record, play, pause, stop, forward index, back index and multi speed fast forward and rewind.

**Preview clips on the viewfinder or the LCD panel is not possible on the GY-DV5100E.*

Retro disk/cache record and timelapse recording

DR-DV5000 features a retro disk/cache feature where a recording can begin up to ten seconds before the record trigger button is pushed ensuring no action is missed! It is also possible to do user definable timelapse recording for any user specified time.

System configuration



Specifications

General

Power requirement: DC 10.5 V to 17 V
 Power consumption: Approx. 20 W (in the Record mode)
 Dimensions: 364 (W) x 249 (H) x 121 (D) mm
 (14-3/8" x 9-13/16" x 4-13/16")
 Weight: 5.5 kg (12 lbs.) (including viewfinder, battery, microphone and tape)
 Temperature
 Operating: 0°C to 40°C (32°F to 104°F)
 Storage: -20°C to 60°C (-4°F to 140°F)
 Humidity
 Operating: 30% to 80% RH
 Storage: 85% RH or less

Camera section

Image pickup device: 1/2" interline-transfer CCDs
 Color separation optical system: F1.4, 3-color separation prism
 Number of pixels:
 Total: 410,000 (NTSC)/470,000 (PAL)
 Effective: 380,000 (NTSC)/440,000 (PAL)
 Color system: GY-DV5100U (NTSC), GY-DV5100E (PAL) (wide-band R-Y, B-Y encoder)
 Color bars: SMPTE/EBU type
 Sync system: Internal sync (built-in SSG)
 Lens mount: 1/2" bayonet system
 Optical filter: 3200K, 5600K, 5600K+1/8ND, 5600K+1/64ND
 Sensitivity: F13, 2000 lx
 Minimum illumination: 0.2 lx with F1.4, LOLUX
 Horizontal resolution: 800 lines
 S/N: Effective 64 dB (camera head, no output: GY-DV5100U)
 Effective 62 dB (camera head, no output: GY-DV5100E)
 Gain: -3, 0, 6, 9, 12, 15, 18 dB, variable gain (0.2 dB-step) in ALC and LOLUX
 Electronic shutter:
 Standard value: 59.94 Hz (GY-DV5100U)/50 Hz (GY-DV5100E)
 Fixed values: 7.5, 15, 30, 100, 250, 500, 1,000, 2,000, 4,000, 10,000 Hz (GY-DV5100U) 6.75, 12.5, 25, 120, 250, 500, 1,000, 2,000, 4,000, 10,000 Hz (GY-DV5100E)

Variable scan: 60.1 to 2,084.6 Hz (GY-DV5100U)/50.1 to 2,067.8 Hz (GY-DV5100E)
 Dynamic range: 400% or more

VTR section

Format: DV format, 4:1:1 (NTSC)/4:2:0 (PAL) format
 Signal format: NTSC/PAL
 Usable tape: Standard/Mini DV tape
 Tape speed: 18.812 mm/sec. (GY-DV5100U), 18.831 mm/s (GY-DV5100E)
 Record/play time: 276 minutes (with an LA-DV276PRO tape), 63 minutes (with an M-DV63 tape)

[Video]

Video signal recording format: 8-bit, 13.5 MHz, 4:1:1 (NTSC)/4:2:0 (PAL) component recording

[Audio]

Audio signal recording format: 16-bit (locked audio), 48 kHz PCM for 2 channels or 12-bit, 32 kHz PCM for 4 channels
 Frequency response: 20 Hz to 20 kHz (48 kHz mode)

[Connectors]

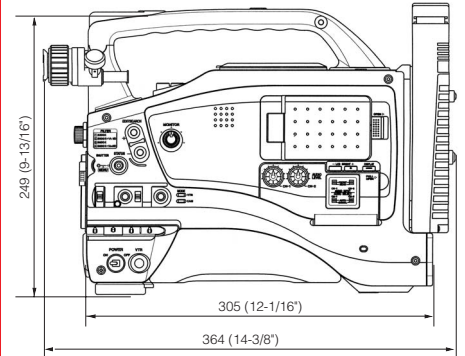
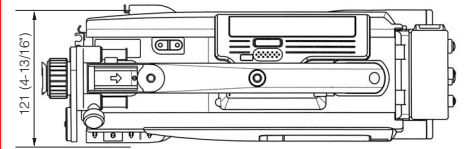
Video output: 1.0 V(p-p), 75 ohms, unbalanced (BNC) (composite video signal)
 Y/C output: Y: 1 V (p-p), 75 ohms, unbalanced
 C: 0.286 V (NTSC)/0.3 V (PAL) (p-p), 75 ohms, unbalanced (4-pin)
 Audio inputs Mic: -60 dBs, 3 kohms, balanced (XLR), +48 V output for phantom power supply
 Line: +4 dBs, 10 kohms, balanced (XLR)
 Audio outputs: -6 dBs, low impedance, unbalanced (RCA)
 Earphone jack: -17 dBs to -60 dBs, 8-ohm impedance (stereo sound mini-jack)
 DV connector: 4-pin

[Accessories provided]

Microphone x 1
 Tripod base x 1

Dimensions

Unit: mm/inches



Optional Accessories

VF-P115B
1.5" viewfinder

VF-P116
1.5" viewfinder

VF-P400*
4" viewfinder
*For attachment, the KA-A40/SA-K400** adapter is required.
**U.S.A. market only

S14 x 7.3B12U
14:1 power zoom lens

S17 x 6.6BRM
17:1 power zoom lens

S20 x 6.4B12U
20:1 power zoom lens

(Fujinon)

YH16 x 7K12U
16:1 power zoom lens

YH19 x 6.7K12U
19:1 power zoom lens

(Canon)

AA-P250
AC power adapter/charger
Provided with a camera power cable.
*Can be used only as an AC power adapter.

MV-P615U
MV-P618U
Microphone

HZ-ZS13BU
Zoom servo/trigger control
(Fujinon/Canon lenses)

KA-A50U
Microphone holder

HZ-FM13U
Manual focus control for Fujinon lens
(excluding S14 lens)

HZ-FM15U
Manual focus control for Canon lens

VC-VDV204 (4p-4p, 2 m)
VC-VDV206 (4p-6p, 2 m) DV cable

M-DV63PRO
M-DV60ME
M-DV30ME
MiniDV tapes
M-DV12CL
MiniDV cleaning tape

LA-DV276PRO
LA-DV186PRO
LA-DV124PRO
Standard DV tapes

TP-P300U
Tripod
TP-P205
Dolly
VC-G30U Y/C cable
(4p-4p, 3 m)
VC-G50U Y/C cable
(4p-4p, 5 m)
VC-P710U
Camera power cable (4p-4p, 5 m)

Commercially-available options

From IDX

NP-L50 type batteries

JL-2PLUS
Quick charger with AC adapter
(For NP-L50 type batteries. This can be also used as a camera power supply)

NH-202
NP battery dual holder

X-Litell
Light for ENG

From Anton Bauer

Dionic 80
Digital lithium ion battery
80 W/h

Titan Twin
Battery charger

UL2-20
Ultralight camera

BR-DV3000U (NTSC) DV Recorder

BR-DV3000E (PAL) DV Recorder

The BR-DV3000 is a simple, no-frills recorder/player with a compact and stylish design that can be installed horizontally or vertically.



System flexibility with various interfaces

NTSC/PAL compatibility

Switch between NTSC or PAL as required. This makes it easy to work with internationally sourced material and transfer it to a non-linear system for editing. You can also record to Standard DV or Mini DV tape in either NTSC or PAL system.

**Cannot be used as an NTSC/PAL converter.
The BR-DV3000 can record and play back signals in both NTSC and PAL formats.*

Y/C input/output and composite input/output

In addition to DV input/output, the BR-DV3000 is equipped with the Y/C input/output and composite input/output.

RS-422A interface

As the BR-DV3000 is equipped with an industry-standard RS-422A interface, DV source material can be transferred to a variety of formats for editing.

**The BR-DV3000 can be used as a player when connected to the RM-G820. It cannot be used as a recorder.*

DVCAM playback capability

DVCAM recordings can be played back directly on the BR-DV3000. This makes it easy to use DVCAM recordings as source material for editing.

Closed caption (NTSC only)

A closed caption signal can be recorded and played back through analog interface.

User-friendly design

Audio indicator

This indicator lights whenever audio signals are input. Also, it provides a convenient way to check for the presence of the audio signals during tape playback.

Wireless/wired remote control



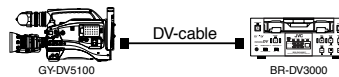
Wireless remote control (provided)

Connecting the optional RM-G30 controller to the REMOTE connector enables you to control BR-DV3000 operations from a distance. There's also a wireless remote control that provides control over field advance (1st/2nd), frame advance, menu display, audio reference level selection (-20 dB or -12 dB, in the Playback mode only), color bar display and blank search, as well as in addition to basic operations.

20x high-speed time code search/blank search

The built-in time code generator provides preset (rec run) and regene time codes. In combination with the 20x search function (100x max. in the FF or REW mode), this provides super-fast access to any target point on the tape with visible pictures.

Continuous recording



When a camcorder is connected to the BR-DV3000 via the DV connector, the BR-DV3000 will start recording 5 minutes before the tape in the camcorder ends.

This enables continuous shooting for extended periods with no breaks in the recording.

Repeat playback

When the video signal ends or tape ends, playback starts again from the beginning of the recorded video or tape (video end repeat/tape end repeat).

Vertical operation

The new tape mechanism is compatible with either vertical or horizontal operation, making it easy to install the compact BR-DV3000 in a narrow space or close to a non-linear system.

On-screen menu

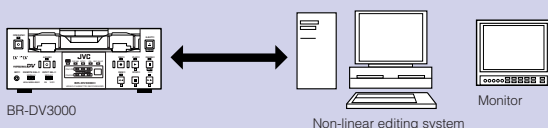
Systematic, easy-to-understand menu screens simplify setting and operation procedures. Menu setting can be done using either the buttons on the front panel or the wireless remote control.



Application

Non-linear editing system

Materials recorded on a Standard or Mini DV tape can be transferred to the non-linear system via the DV interface. After you finished the editing on your non-linear system, signals can be directly transferred to this VTR for archiving.





Versatility

±1/3 noiseless slow motion

Noiseless slow-motion playback is possible between -1/3 and +1/3.

TC duplication mode

Time code signals input from the DV connector can be recorded.

Closed caption (NTSC only)

A closed caption signal can be recorded and played back through analog interface.

Other features

- Lock audio (16-bit, 48 kHz only)
- Audio dubbing
- Microphone connector
- Time code reader/generator
- Contact closure recording
- Variable speed search
- DV recording on DVCAM tape
- 7.5 IRE setup ON/OFF

Specifications

General

Power requirements: DC 12 V (from provided 12 V, 3.5 A AC adapter)

Power consumption: Approx. 14 W
Dimensions: 174 (W) x 68 (H) x 260 (D) mm
(6-7/8" x 2-11/16" x 10-1/4")

Weight: Approx. 2.5 kg (5.5 lbs.)

Temperature

Operating: 5°C to 40°C (41°F to 104°F)
Storage: -20°C to 60°C (-4°F to 140°F)

Humidity

Operating: 30% to 80% RH
Storage: 85% RH or less

Format: DV format (SP mode only, Not compatible with the LP mode.)

Signal format: NTSC/PAL

Usable tape: Standard/Mini DV tape

Tape width: 6.35 mm

Tape speed: 18.812 mm/s (NTSC)/18.831 mm/s (PAL)

Record/play time: 276 minutes (with LA-DV276PRO tape), 63 minutes (with an M-DV63 tape)

[Connectors]

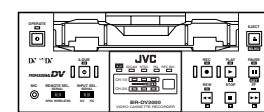
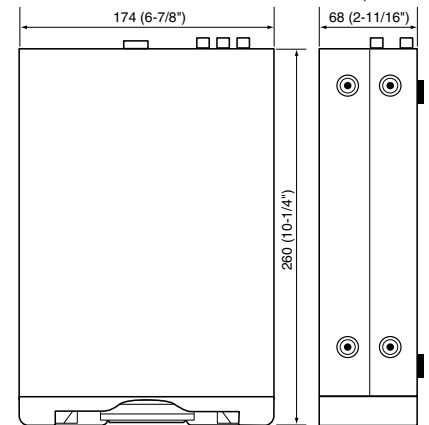
IEEE 1394 interface: 4-pin
RS-422 interface: D-sub 9-pin

Related equipment



Dimensions

Unit: mm/inches



[Video]

Video signal recording format: 8-bit, 13.5 MHz,
4:1:1 (NTSC)/4:2:0 (PAL)

Video inputs

Analog composite: 1.0 V (p-p), 75 ohms (RCA)
Analog Y/C: Y: 1.0 V (p-p), 75 ohms
C: 0.286 V (NTSC)/0.3 V (PAL) (p-p), 75 ohms (4-pin)

Video outputs

Analog composite: 1.0 V (p-p), 75 ohms (RCA)
Analog Y/C: Y: 1.0 V (p-p), 75 ohms
C: 0.286 V (NTSC)/0.3 V (PAL) (p-p), 75 ohms (4-pin)

[Audio]

Audio signal recording format: 16-bit (Locked Audio), 48 kHz for two channels or 12-bit, 32 kHz PCM for four channels
Frequency response: 20 Hz to 20 kHz (16 bits)

Audio inputs

Line: -8 dBs, 10 kohms, unbalanced (RCA)
Mic: -60 dBs, 3 kohms, unbalanced (mini jack)

Audio output

Line: -8 dBs, 1 k-ohm, unbalanced (RCA)

[Accessories]

Wireless remote control unit x 1
AC adapter x 1
AC cable x 1
Stand x 1

BR-DV6000U (NTSC) DV Recorder with Editing Function

BR-DV6000E (PAL) DV Recorder with Editing Function

With professional editing functions such as an RS-422A interface, insert/assemble editing, capstan bump and preview, the BR-DV6000 makes an excellent choice for fast, accurate tape-to-tape editing. This versatile player-recorder is equally well-suited to operation within a non-linear editing system thanks to a comprehensive set of digital and analog interfaces. A wide range of options makes the BR-DV6000 the right choice for professional studio needs.



Professional linear editing system

RS-422A interface

The BR-DV6000's industry-standard RS-422A interface allows you to transfer DV source material to a variety of formats for editing, as well as permitting operation of the BR-DV6000 from a remote controller.

±0 frame accurate editing with capstan bump function

To ensure ±0 frame editing accuracy, a capstan bump function is provided. This can be used to synchronize the player and the recorder with both units controllable via the RS-422A interface.

Preview function with PB/EE switch at edit point

The BR-DV6000 can execute an editing controller's preview function, enabling you to switch between the PB and EE modes to check pictures at the edit point before editing. When you are using the BR-DV6000 as a recorder, this allows you to check the edit point on the recorder before actual editing.

Insert/assemble editing

The BR-DV6000 is equipped with basic editing functions such as audio/video insert and assemble editing. Video signals and/or audio signals (CH1 and CH2) can be assembled or inserted. A capstan bump function is also provided for frame editing with enhanced quality.

20x high-speed search/blank search

The 20x search function (100x max. in the FF or REW mode) provides super-fast access to any target point on the tape. It also makes it easy to cue up non-recorded positions on the tape.

System flexibility with various interfaces

DVCAM playback capability

DVCAM recordings can be played back directly on the BR-DV6000. This makes it easy to use DVCAM recordings as source material for editing.

NTSC/PAL playback capability

Both NTSC and PAL signals can be played back. This makes it easy to work with internationally sourced material and transfer it to a non-linear editing system for editing. When signals are input via the DV input, both types of signal can be recorded to Standard or Mini DV tape in either NTSC or PAL system.

*Cannot be used as an NTSC/PAL converter.
BR-DV6000U: Signals input via the analog input cannot be recorded in PAL format.
BR-DV6000E: Signals input via the analog input cannot be recorded in NTSC format.

JVC bus interface

Compatible with the RM-G800 remote controller for JVC's popular S-VHS Edit-Desk series, this interface allows analog signals to be transferred from this VTR to the S-VHS VCR for editing or dubbing.

Optional professional-standard XLR balanced audio boards

High-performance XLR balanced audio connectors are optionally available to ensure professional-standard audio reception and transmission quality. Either the input or output board can be used. Both boards cannot be used simultaneously.

2.5" color LCD monitor

The high resolution 2.5" color LCD display on the front panel provides monitoring and editing convenience. Video plus data including Time Code, audio level meter, menu setting, and mode are shown.

SDI output accessory SA-X65

An optional accessory is plug-in SDI output board, SA-X65, providing serial digital video with embedded audio and AES/EBU digital audio.

Closed caption (NTSC only)

A closed caption signal can be recorded and played back through analog interface.

True plug-and-play video production



GY-DV5100 camcorder docked with DR-DV5000 hard disk recorder, showing their respective removable media, which can be set to operate separately or in tandem, in series or in parallel.

* DVCAM is a registered trademark of Sony Corporation.
* Product and company names mentioned here are trademarks or registered trademarks of their respective owners.

JVC[®]

Victor Company of Japan, Limited

DISTRIBUTED BY



■ The Hachioji Plant of Victor Company of Japan, Ltd., has received ISO14001 and ISO9001 Certifications under the global standard for environmental management.

Simulated pictures.

*The values for weight and dimensions are approximate.
Design and specifications subject to change without notice.*